

LEARN,
EXPLORE,
enjoy!

Make some magical memories with our special advent calendar!

little
dish

1

Build a den with blankets, duvets and pillows, then watch a Christmas movie with the whole family.

2

Do some Christmas crafts!

Halve a potato, carve out a festive star or tree, dip into paint and stamp on brown paper, or card, to make lovely wrapping or gift tags.

3

At dinner time, let's all share three things we have done this year that we have loved.

4

Let's all put our Christmas PJ's on and read festive stories together with a hot chocolate.

5

Time to decorate the tree!
YIPEE!

6

Donate unwanted teddies, books and toys to a charity who will provide Christmas presents for little ones.

Ask a grown-up to help you cut along the dotted lines

YOU'LL NEED Crayons Scissors

Colour in each day of the advent calendar

LEARN,
EXPLORE,
enjoy!

Make some magical memories
with our special advent calendar!

little
dish

7

Let's bake and decorate
some Gingerbread
Men, and then
drop them off to
our neighbours.



little
dish

8

Go on a woodland walk,
collect some pinecones,
paint them and then add
some string to make a
beautiful tree decoration.



9

Make some savoury
nibbles with little chefs,
then serve them for tea
as a carpet picnic.
Teddies welcome too!



10

Build a giant bed in the living
room and persuade your
parents to have a sleepover
next to the Christmas tree.




11

Write a letter
to Father Christmas
today!



12

Make some colourful
paper chains or
white snowflakes to
hang in the window.



Ask a grown-up to help you
cut along the dotted lines



YOU'LL
NEED



Crayons



Scissors

Colour in each day of
the advent calendar




LEARN,
EXPLORE,
enjoy!

Make some magical memories
with our special advent calendar!

little
dish

13




Set up a hot chocolate shop
where everyone gets to
choose the topping they
would like sprinkled on.
Let little chefs do
some sprinkling!

14



Play some Christmas
songs and have a
family kitchen disco.

15



Grab a torch and woolly
hat then head out on a
night-time walk to see
the Christmas lights.

16



Make some family
fingerprint cards!
Press your finger into an ink stamp,
print it on to paper and then add
reindeer antlers, snowman arms or
wings for a fluffy penguin!

17



Let's make some
personalised name tags
for the Christmas table.
Let little elves loose with
stencils, sparkles and paint.

18



Call a relative and sing
them their favourite
Christmas carol!

Ask a grown-up to help you
cut along the dotted lines



YOU'LL
NEED



Crayons



Scissors

Colour in each day of
the advent calendar



LEARN,
EXPLORE,
enjoy!

Make some magical memories
with our special advent calendar!

little
dish

19

Make some food for the reindeer.
Mix a handful of oats with a pinch of dried herbs. Sprinkle it in the garden on Christmas Eve.

20

Make a Christmas crown.
Cut some sparkly card into a thick strip, fit it around a little head and fasten with Sellotape.
Add triangles to make the points of the crown and then glue on some festive stars.

21

Let's wear Christmas jumpers and socks today!

22

Let's dress up and have a special dinner party together. Kids get to choose what's on the menu.

23

Let's play pin the red nose on Rudolph!
All you need is a reindeer face, red pom pom and a scarf so there's no peeking.

24

Bake some festive biscuits for Father Christmas and set them out on a special plate. Don't forget carrots for the Reindeers!

Ask a grown-up to help you cut along the dotted lines

YOU'LL NEED Crayons Scissors

Colour in each day of the advent calendar